

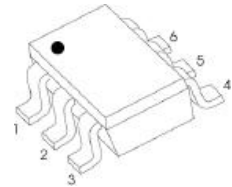
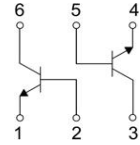


BC847ADW ~ BC847CDW DUAL TRANSISTOR (NPN+NPN)

FEATURES

- Two transistors in one package
- Reduces number of components and board space
- No mutual interference between the transistors

MARKING: BC847ADW 1Et
 BC847BDW 1Ft
 BC847CDW 1Gt



SOT-363

MAXIMUM RATINGS(T_a=25°C unless otherwise noted)

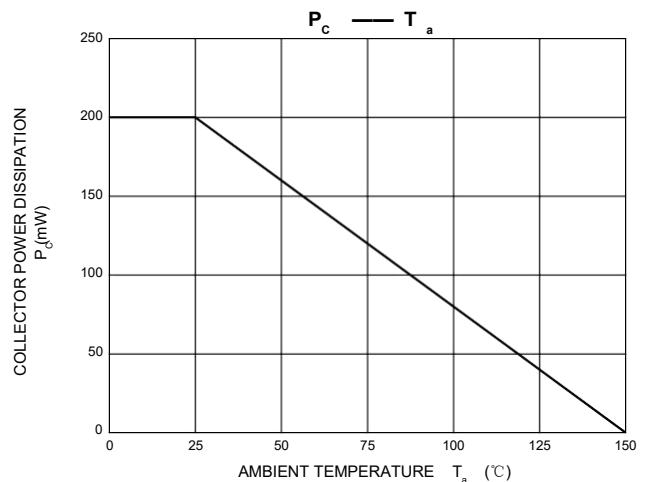
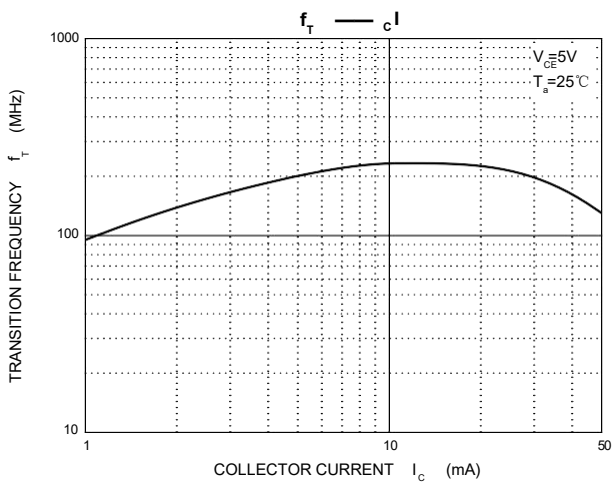
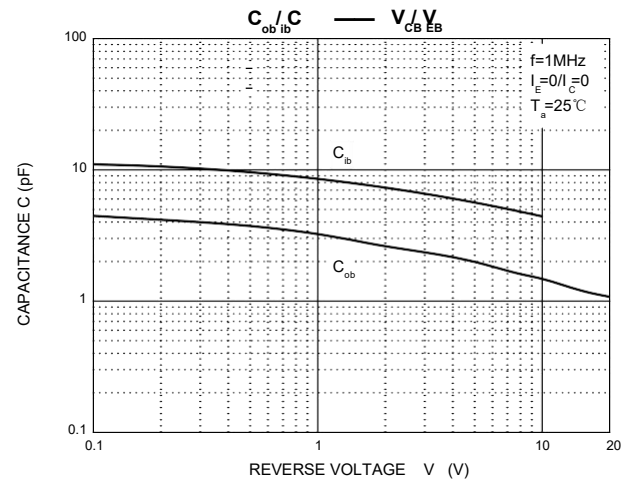
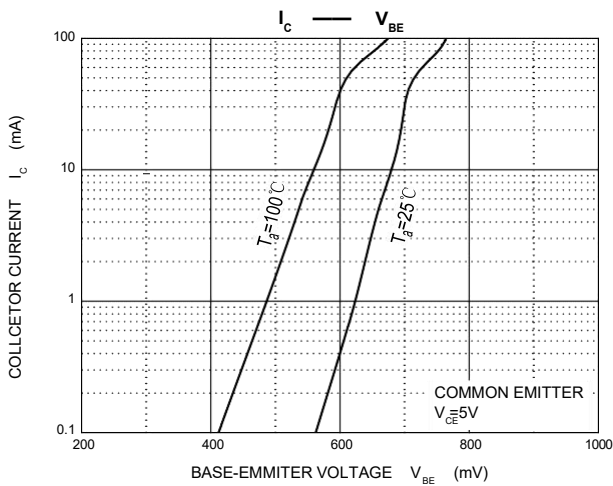
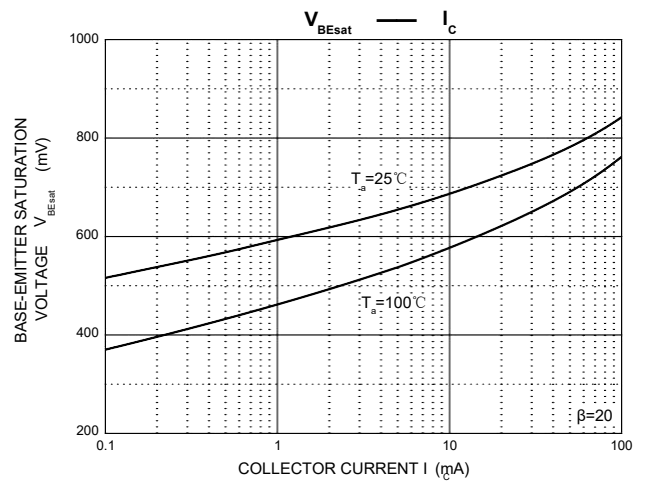
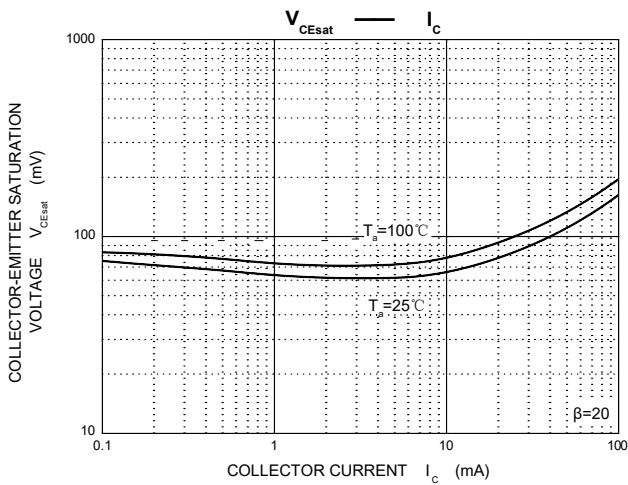
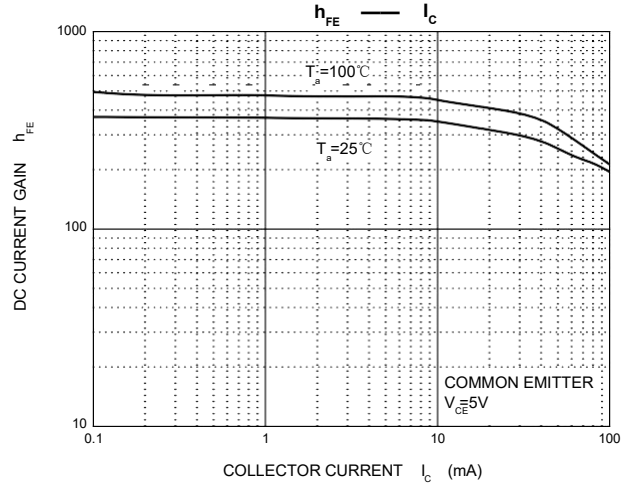
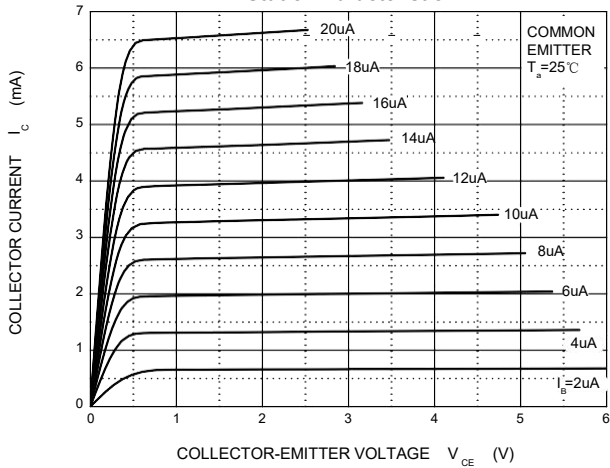
Symbol	Parameter	Value	Unit
V _{CB0}	Collector-Base Voltage	50	V
V _{CEO}	Collector-Emitter Voltage	45	
V _{EBO}	Emitter-Base Voltage	6	
I _C	Collector Current-Continuous	100	mA
P _D	Power Dissipation	200	mW
R _{θJA}	Thermal Resistance. Junction to Ambient	625	°C/W
T _j	Junction Temperature	150	°C
T _{stg}	Storage Temperature Range	-55~+150	

ELECTRICAL CHARACTERISTICS (Ta=25°C unless otherwise specified)

Parameter	Symbol	Test conditions	Min	Typ	Max	Unit
Collector-base breakdown voltage	V _{(BR)CBO}	I _C =10μA, I _E =0	50			V
Collector-emitter breakdown voltage	V _{(BR)CEO}	I _C =1mA, I _B =0	45			V
Emitter-base breakdown voltage	V _{(BR)EBO}	I _E =10μA, I _C =0	6			V
Collector cut-off current	I _{CBO}	V _{CB} =30V, I _E =0			15	nA
Emitter cut-off current	I _{EBO}	V _{EB} =4V, I _C =0			15	
DC current gain*	h _{FE}	V _{CE} =5V, I _C =2mA	A	110	220	
			B	200	450	
			C	420	800	
Collector-emitter saturation voltage	V _{CE(sat)(1)}	I _C =10mA, I _B =0.5mA			0.25	V
	V _{CE(sat)(2)}	I _C =100mA, I _B =5mA			0.65	V
Base-emitter voltage	V _{BE(1)}	V _{CE} =5V, I _C =2mA	0.58		0.7	V
	V _{BE(2)}	V _{CE} =5V, I _C =10mA			0.77	V
Transition frequency	f _T	V _{CE} =5V, I _C =20mA, f=100MHz		200		MHz
Collector output capacitance	C _{ob}	V _{CB} =10V, I _E =0, f=1MHz		2		pF

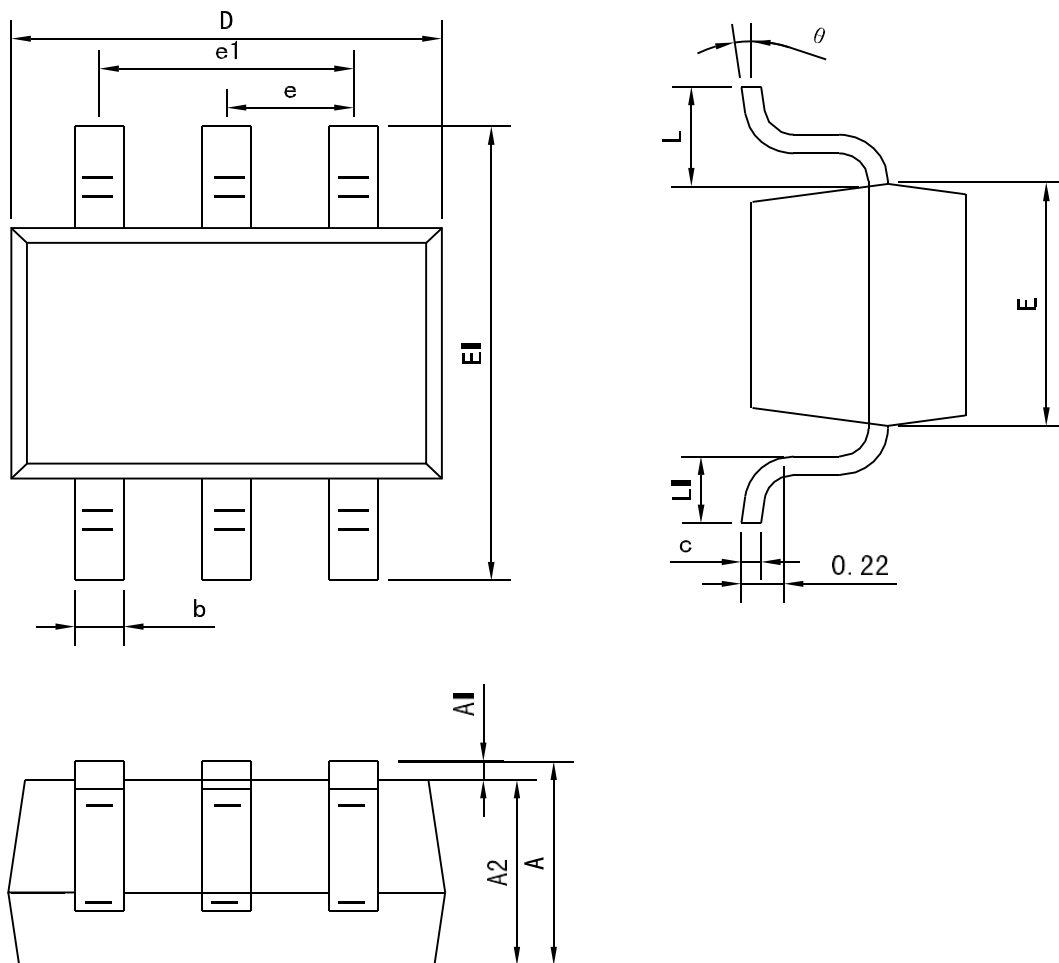


Static Characteristic





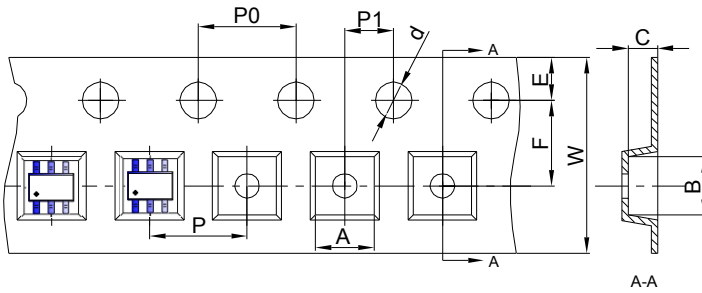
SOT-363 Package outline dimensions



Symbol	Dimension in Millimeters	
	Min	Max
A	0.900	1.100
A1	0.000	0.100
A2	0.900	1.000
b	0.150	0.350
c	0.080	0.150
D	2.000	2.200
E	1.150	1.350
E1	2.150	2.450
e	0.650 TYP	
e1	1.200	1.400
L	0.525 REF	
L1	0.260	0.460
θ	0°	8°



SOT-363 Embossed Carrier Tape



Packaging Description:

SOT-363 parts are shipped in tape. The carrier tape is made from a dissipative (carbon filled) polycarbonate resin. The cover tape is a multilayer film (Heat Activated Adhesive in nature) primarily composed of polyester film, adhesive layer, sealant, and anti-static sprayed agent. These reeled parts in standard option are shipped with 3,000 units per 7" or 17.8cm diameter reel. The reels are clear in color and is made of polystyrene plastic (anti-static coated).

Dimensions are in millimeter										
Pkg type	A	B	C	d	E	F	P0	P	P1	W
SOT-363	2.25	2.55	1.20	Ø1.50	1.75	3.50	4.00	4.00	2.00	8.00

SOT-363 Tape Leader and Trailer

